


How to order on myfisherstore.com

Need help in ordering on myfisherstore.com? Let us help you find the products you need.

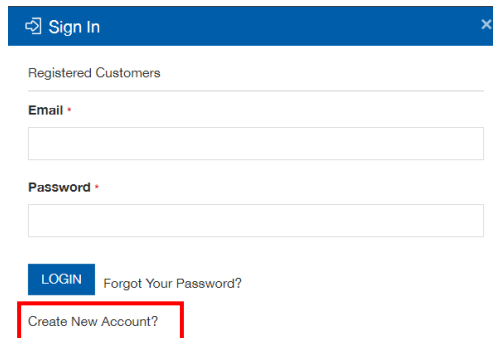
Please note: we only support shipping to Singapore and Malaysia addresses for now.
For additional questions or concerns please contact us at myfisherstore.com/singapore/contact-sg (Singapore) or myfisherstore.com/malaysia/contact-my (Malaysia)

1. Sign in to your **Account** to view account specific pricing, easier checkout, and to re-order products.

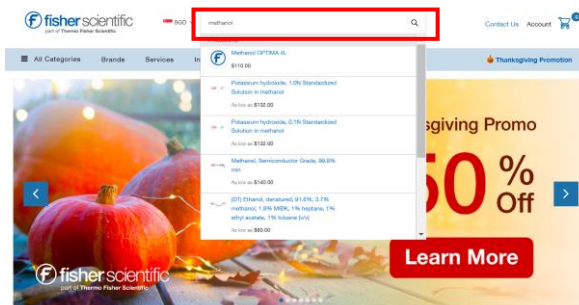
Do not see your account specific pricing?
Contact us at the links provided above.



2. New customer? Go to myfisherstore.com and click on the **Account** on the right side > **Create New Account?** Complete all required information and click **Create An Account**. You'll shortly receive a link to verify your registered email.

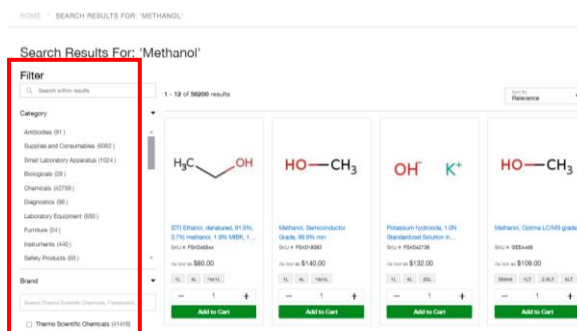


3. Find the products you need.
 - a. **Search** for a specific product. You may search by Product name or SKU or Category.



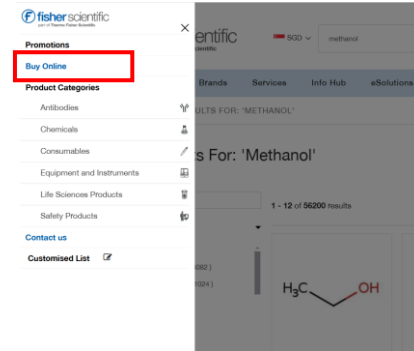
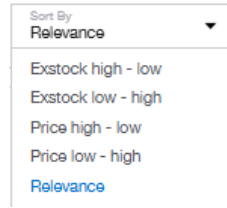
Use filters within search results to further refine search results - this includes:

- (1) Search bar 'Search within results'
- (2) Category filter
- (3) Brand Filter

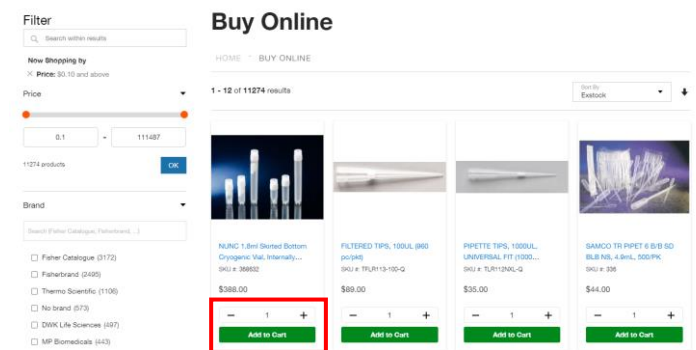


You also have the option here to **sort within the search results** and **arrange it in ascending or descending order**.

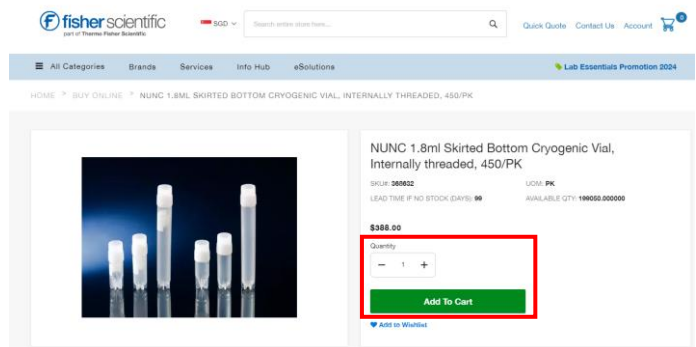
- b. Shop within our categories. We also have a special **Buy Online** category (All Categories > Buy Online) which includes all products in our store with pricing.



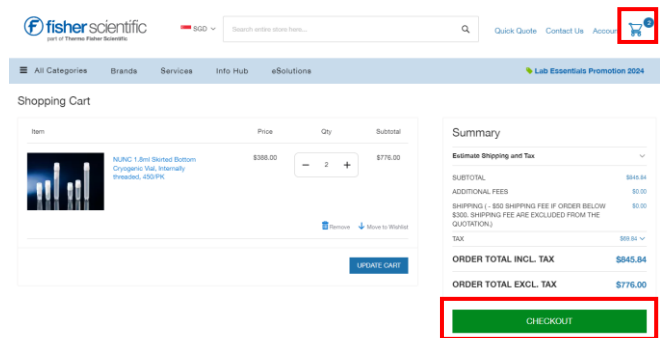
- 4. **Select the quantity you want** and **add the products to cart**.



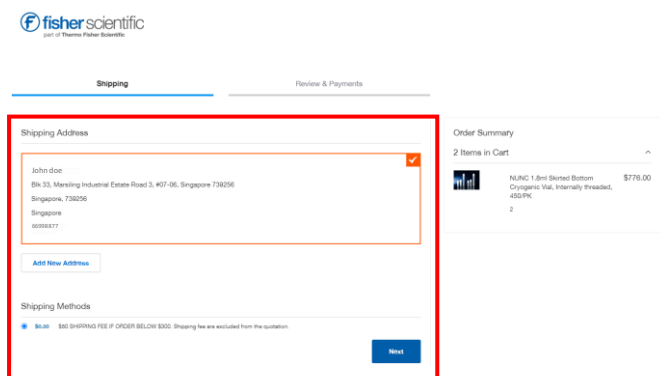
You may do this on product listing page or individual product pages.



- When you're ready to place your order/ generate a quote, click on the **Cart icon** and **Checkout**. Your cart is located at the top right of the website.



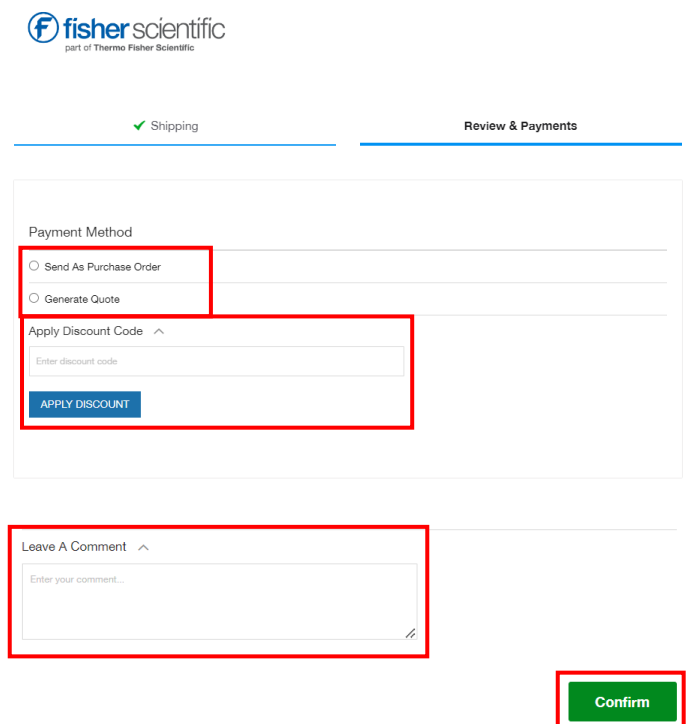
- Check if your **Shipping Address** is correct or add new address where appropriate. Be informed of the **Shipping Fee** if your order falls below minimum amount required to qualify for free shipping. Select **Next** when done.



- This is where you may select if you want to **Send your cart as a Purchase Order** or **Generate a Quote**.

You have the option here use a promotion code by entering it in the **Enter Discount Code** box and click **Apply Discount**. A message will confirm that the quote has been applied to the order successfully.

Before **Confirming**, you may use the **Leave A Comment** box to write any notes for us.



8. Once your order/quote has been generated successfully you will receive an **Order/Quotation Number** and an **email receipt** will be sent to the email address in your account.

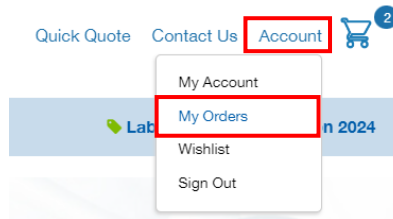
Thank you for your Quotation

Your quotation number is: **MFS_XXXXXXXXXX**

Your quotation will be emailed to you shortly.

[CONTINUE SHOPPING](#)

9. On **Account>My Orders** page, you can check information about your order.

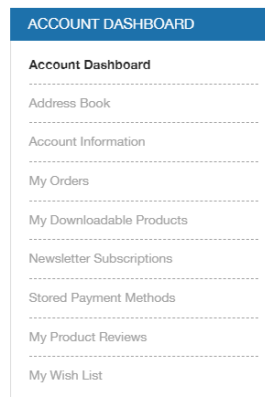


MY ORDERS

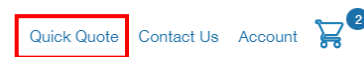
Easily **reorder** any past order by clicking the Reorder button to the right of the order number.

ORDER #	DATE	ORDER TOTAL	ACTION
MFS#XXXXXXXXXX	4/1/24	\$676.67	View Reorder

10. From the **Account** screen, you can access and edit your Profile, view past order information, manage newsletter subscription and access wish lists.



11. Know what you want and just want to generate a **Quick Quote**? You can select **Quick Quote** at the top right of menu bar.



Here you can use the **Search Engine** to look for products to add to your quote and click on **Add To Quote**. Once you are done adding all items, you can click on **Generate Quote**. The quote would be available for download and emailed to you.

NEW QUICK QUOTE

[View All Quotes](#)

SEARCH PRODUCTS HERE TO ADD TO QUOTE...

PRODUCT DESCRIPTION	QUANTITY	UOM	AVAILABLE STOCK	UNIT COST	VALUE (EX GST)
There is no product in the quotation.					
CREATED DATE	TOTAL VALUE	VALID TIME			
N/A	\$0	1 Month			

Add Promotion Code (Optional) [APPLY](#) [GENERATE QUOTE](#)